



Vibration monitoring with SCS, Zürich, Switzerland



Case study

December 2016

Vibration monitoring efficiency with SCS (Syscom Cloud Software)

Abstract

When construction/demolition works are close to residential buildings, the vibration monitoring must assess that the values recorded on the structures do not exceed the thresholds defined by the regulations.

The vibration sensors installed in the structures must be able to communicate data and alarms to different people, like the monitoring supervisor, the site manager and the authorities. For these reasons, the instruments need a permanent internet access.

The versatile MR3000C made by SYSCOM is able to automatically send alarms via SMS/e-mail and data to an FTP site or to SCS (Syscom Cloud Software). The SCS allows to easily manage data coming from different projects and devices, remotely control the instruments and automatically send PDF reports to stakeholders.

This case study presents a vibration monitoring in Zürich (Switzerland) where two MR3000C devices are installed in two residential buildings located close to a demolition site. The MR3000C communicate with the SCS, which allows to manage and analyze the data.

KEY FACTS

Objective:	Vibration monitoring of two residential buildings close to a demolition site
Duration:	From October 7 th to November 2 nd , 2016 (26 days)
Location:	Zürich (Switzerland)
Instrumentation:	2 MR3000C with internal triaxial velocity sensor, 3G module and external battery pack
Remote analysis:	(scs.syscom-instruments.com) SCS
Regulation:	Swiss norm SN 640312a, in the category «Frequent vibration» & «normally sensitive buildings»
Output:	Comparison of the maximum velocities and frequencies with the Swiss standard

Monitoring configuration

The vibration monitoring is performed from October 7th to November 2nd 2016 in two residential buildings in Zürich (Switzerland), close to a demolition site. In Figure 1 the map with the measurement points MP1 and MP2 is shown, while in Figure 2 the demolition area is displayed.

Two MR3000C devices with internal triaxial velocity sensors are installed in the foundations of each building, as shown in Figure 3. A SIM card is inserted in both instruments, to have a 3G internet connection to the SCS, where a project with the two devices is created. The trigger level, initially set at 0.5 mm/s, is successively modified to 1 mm/s by means of the SCS. The two alarm levels are set at 2 and 4 mm/s respectively, according to Table 1. As soon as an alarm is exceeded, an SMS is immediately sent to the company Ziegler Consultants, responsible of the monitoring, and to the demolition site manager.

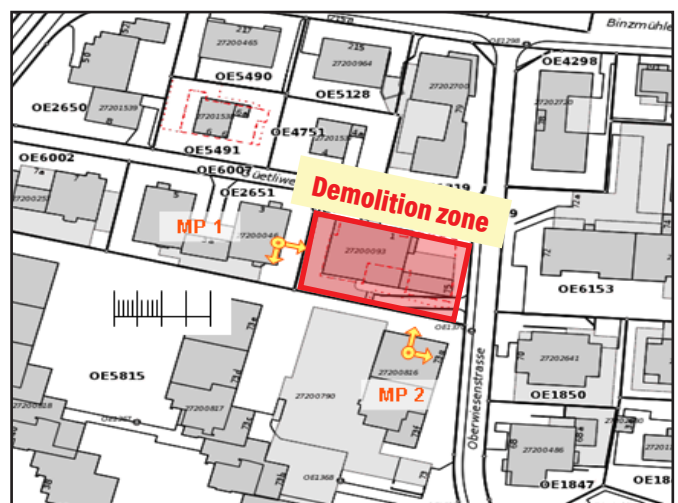


Figure 1. Location of the demolition zone and the measurement points.



Figure 2. Demolition works generating high vibrations in the surrounding residential area.



Figure 3. Building with measurement point MP1 (a) and the related MR3000C installed in the washroom, at foundation level (b); building with measurement point MP2 (c) and the related MR3000C installed in the electric cabinet, at foundation level (d).

Table 1. Location and parameters of each measurement points.

Meas. point	Device name	Address	Position	Trigger	Alarm 1	Alarm 2
MP1	ZC-349ZH3_MP1_Gue_3	Güetliweg 3, Zurich	Washroom, at foundation	1 mm/s	2 mm/s	4 mm/s
MP2	ZC-381ZH3_MP2_OW_73g	Oberwiesenstrasse 73g, Zurich	Cabinet, at foundation	1 mm/s	2 mm/s	4 mm/s

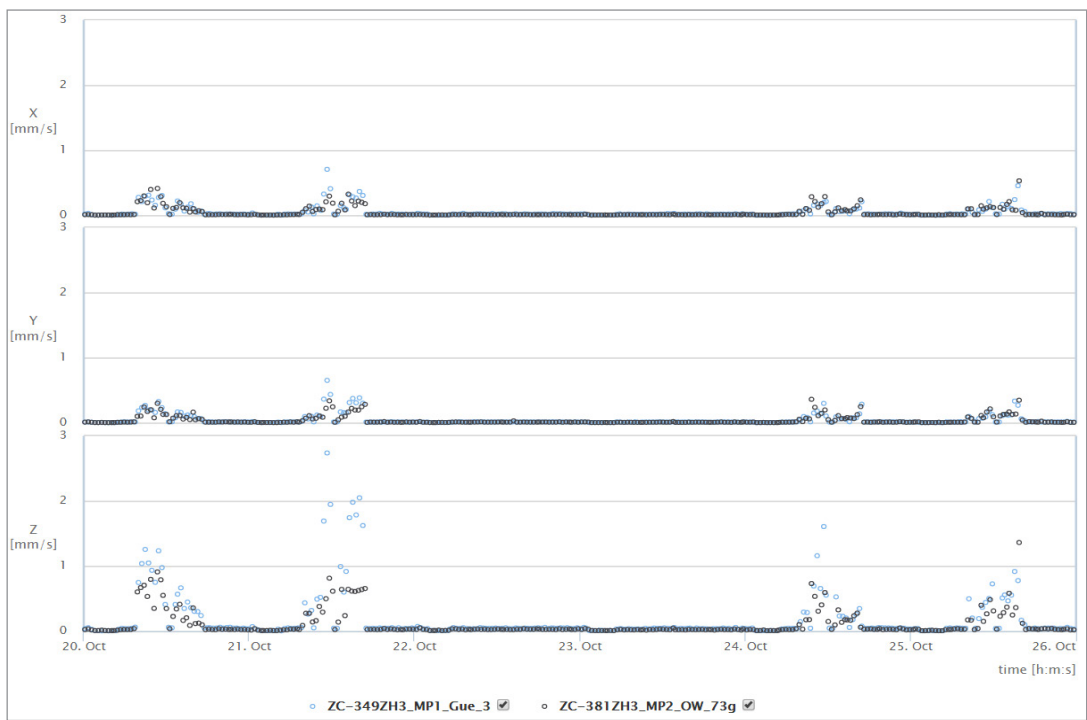


Figure 4. Background values recorded on the two MR3000C installed on site, in the period from October 20th to 25th (6 days).

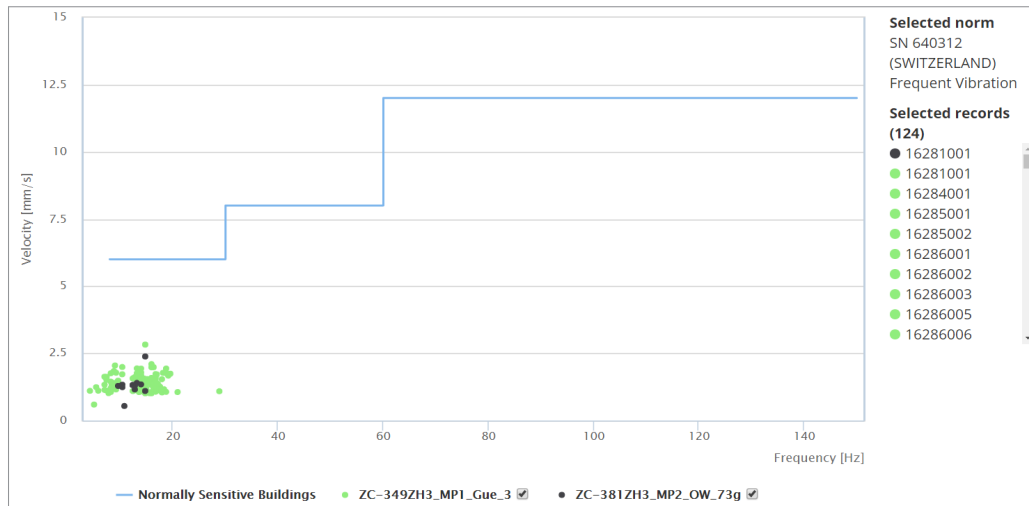


Figure 5. Comparison of the Vector Sum of the events with the Swiss norm SN 640312a.

Data analysis with Syscom Cloud Software

The data recorded by the MR3000C devices on site are automatically sent to the SCS (scs.syscom-instruments.com) which is then able to:

- Display recorded data
- Remotely change parameters inside the MR3000C
- Export data in XMR/BMR (proprietary format) or TXT format
- Compare PPV with reference regulation
- Generate PDF reports

In Figure 4, the maximum velocity peaks acquired every 4 minutes on the three axes are displayed in the period from October 20th to 25th. The working hours in the demolition sites are well highlighted: 7:30-12:00 and 13:00-17:00. Very low levels were recorded during the weekend (October 22nd and 23rd). The velocity values are generally higher on MP1, which is slightly closer to the demolition area compared to MP2.

In Figure 5, the PPV (Peak Particle Velocity) of the Vector Sum (the module of the three axes) related to all the 124 events recorded in the entire monitoring period are easily evaluated according to the Swiss norm SN 640312a. Among the different categories described in the norm, the reference curve chosen represents the case with frequent vibrations (since

the demolition works generate significant vibrations during the workday) related to normally-sensitive structures. Most events come from MP1, while almost all the events have dominant frequencies smaller than 20 Hz, as expected in residential buildings.

There are no events exceeding the reference curve, meaning that during the entire work period the structural integrity of the buildings was not affected. The most critical event is recorded in MP1 and the time histories of the three components are displayed in Figure 6. The maximum value of the Vector Sum is 2.82 mm/s.

Conclusion

The SCS collects and analyzes the data coming from two MR3000C devices installed in Zürich (Switzerland), in two residential buildings affected by the vibrations generated by a close demolition site.

The SCS allows to easily analyze data, to compare the values with the Swiss norm SN 640312a, and to avoid to go on site to change MR3000C parameters. Moreover, the SCS allows to check in real-time the state of health of the monitoring system.

The results obtained by the SCS show that the vibrations produced by the demolition works have not damaged the monitored buildings. All the graphs in this case study are automatically generated by the SCS and not reworked afterwards.



Figure 6. Time histories of the most critical event.

Special thanks to Ziegler Consultants who allowed us to write this case study.

About Syscom

SYSCOM Instruments is part of Terra Insights platform of trusted monitoring technology brands. Terra Insights is the industry's first, end-to-end sensor to cloud data delivery platform that supports proactive, risk-informed decision making and monitoring. SYSCOM Instruments SA is a leading supplier of vibration and seismic monitoring equipment for the civil engineering and safety markets, in particular for nuclear power plants and LNG plants. The reputation of SYSCOM Instruments SA is based on the reliability of its products, resulting from a meticulous control of all aspects of design and production.

www.syscom.ch